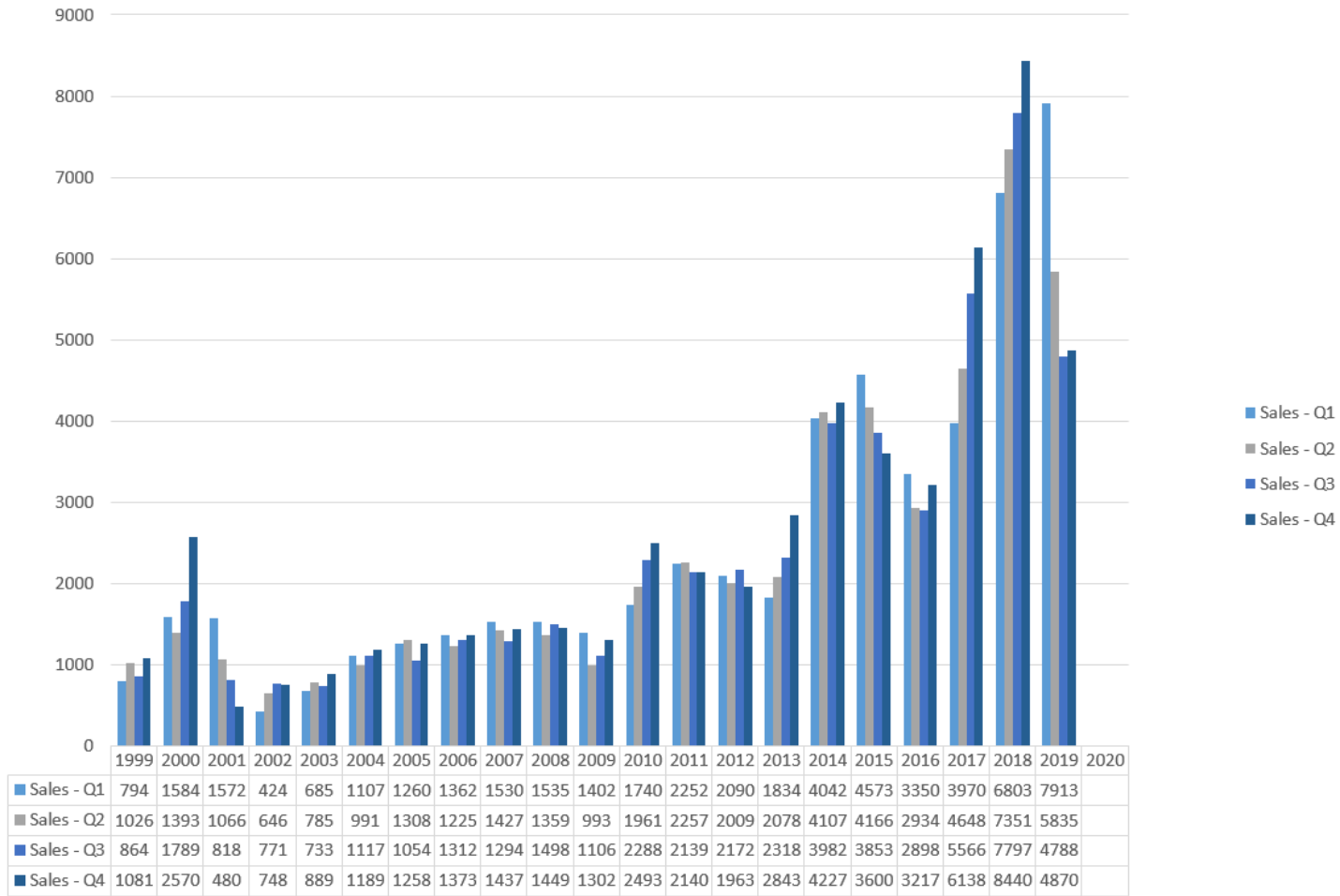
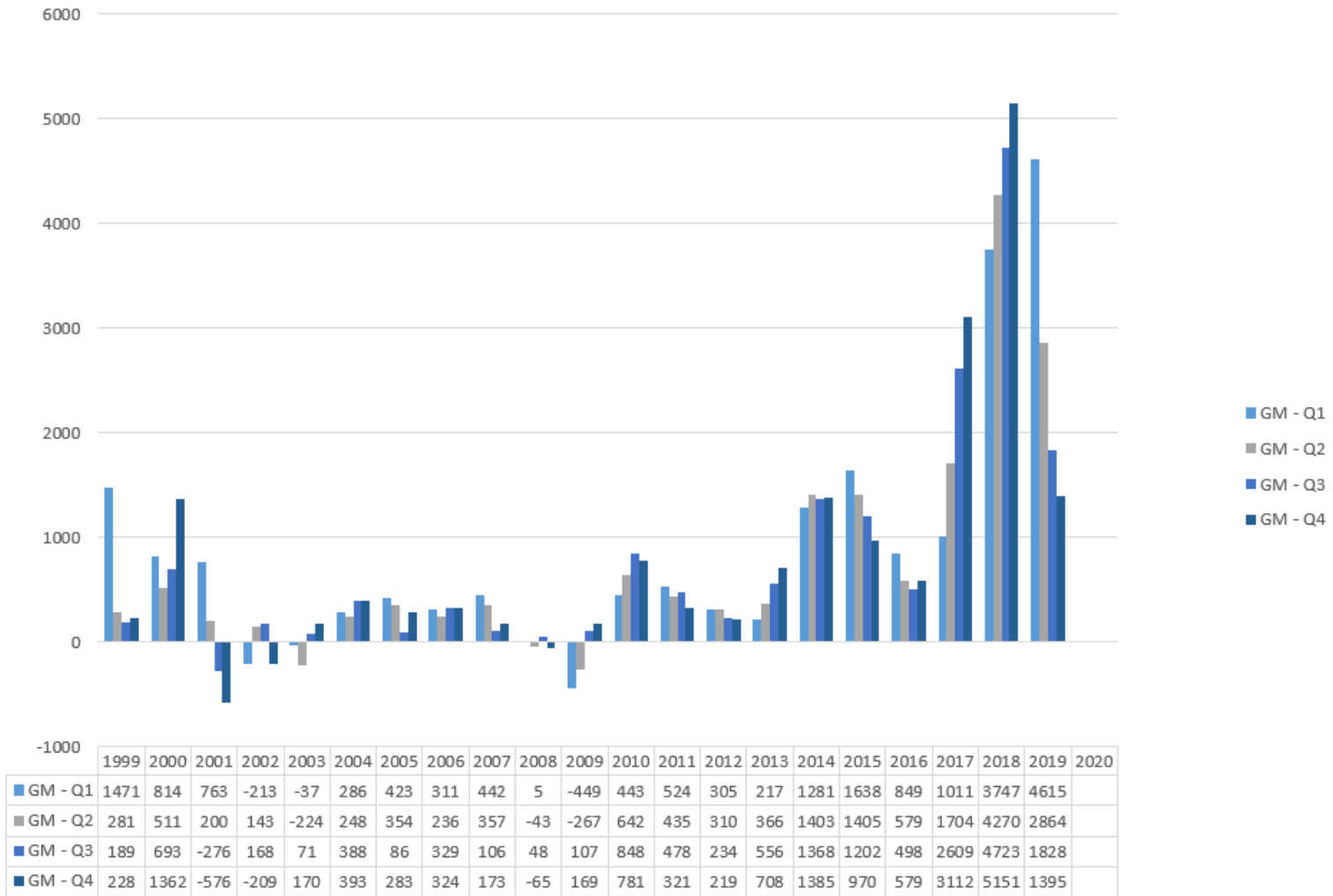


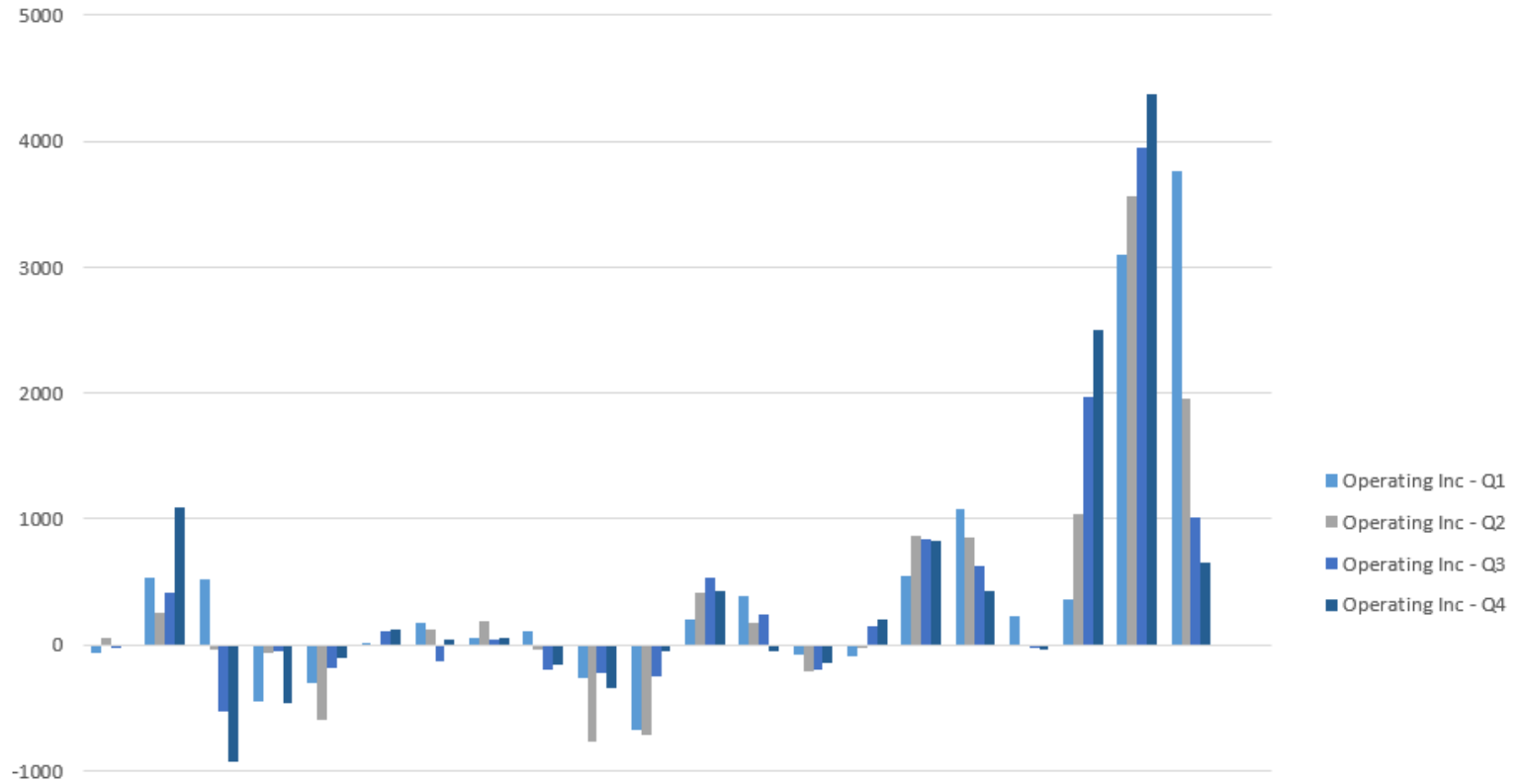
Micron Technology



Micron Technology

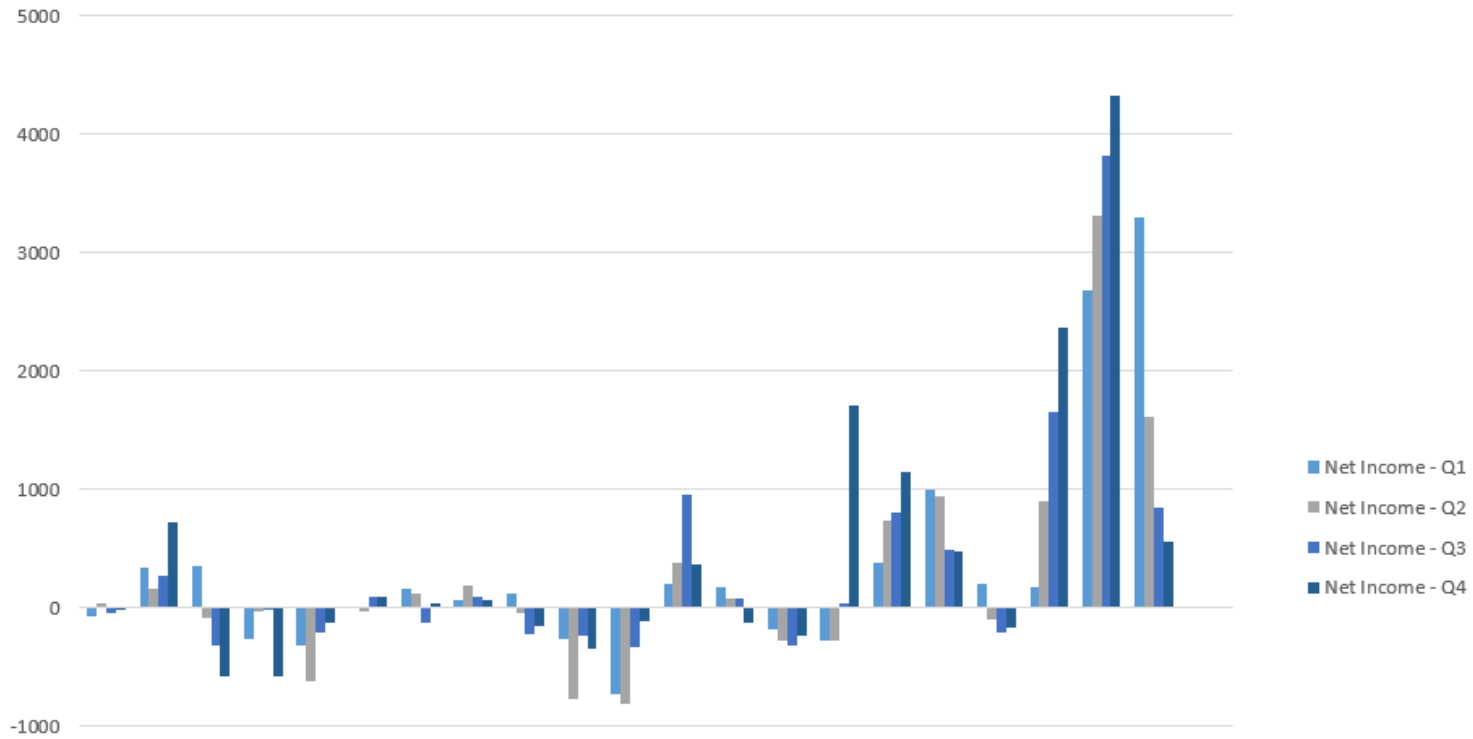


Micron Technology



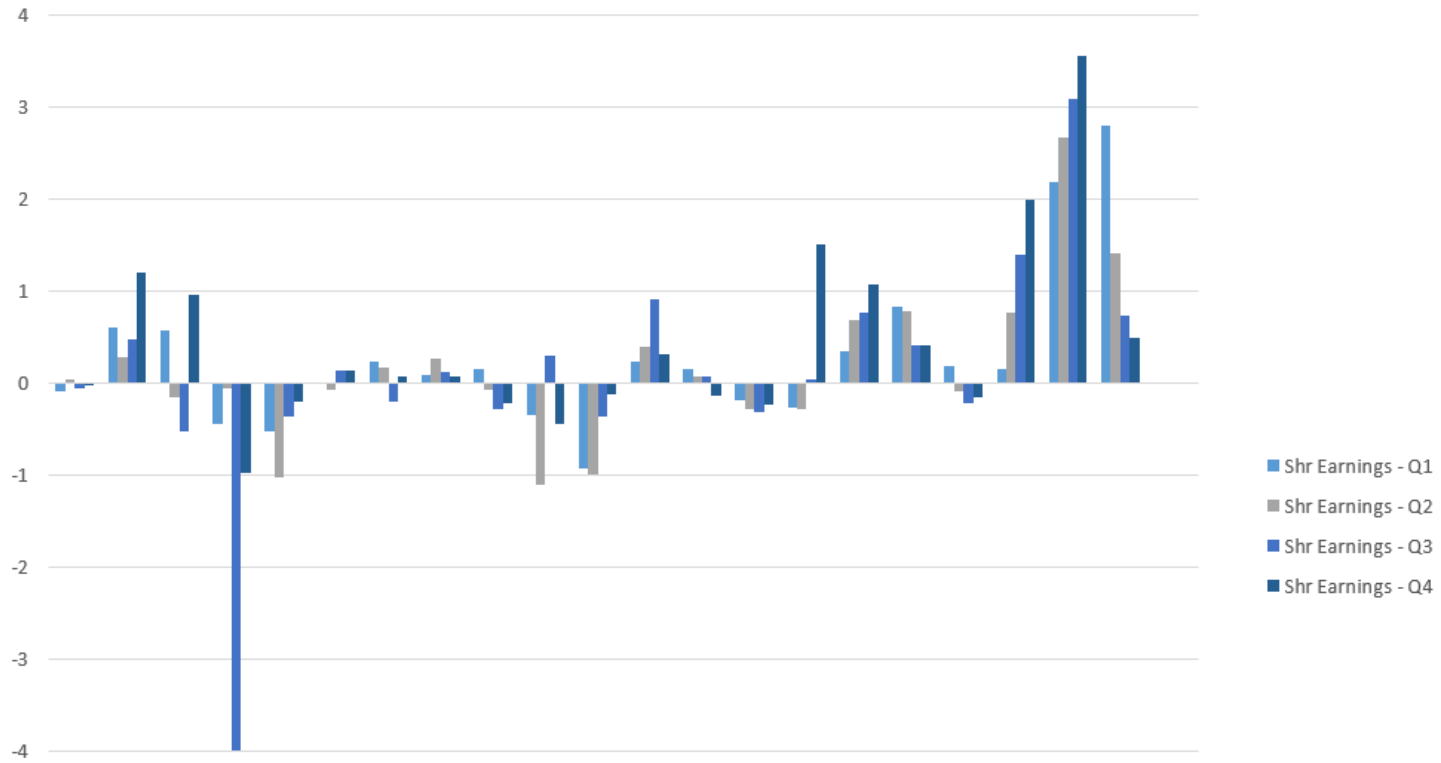
	1999	2000	2001	2002	2003	2004	2005	2006	2007	2008	2009	2010	2011	2012	2013	2014	2015	2016	2017	2018	2019	2020
Operating Inc - Q1	-62.6	532	520.3	-452	-297	21.7	175	62	110	-260	-672	201	390	-82	-97	551	1085	232	359	3097	3759	
Operating Inc - Q2	51.3	254.4	-41	-59	-601	-7.1	126	188	-34	-772	-709	415	179	-205	-23	869	855	-5	1044	3567	1957	
Operating Inc - Q3	-27.8	409.1	-527	-46.7	-184	109.7	-130	47	-195	-225	-246	540	237	-191	149	839	631	-27	1963	3953	1010	
Operating Inc - Q4	-7.9	1098	-929	-468	-106	125.4	46	53	-161	-338	-49	433	-51	-140	207	828	427	-32	2502	4377	650	

Micron Technology



	1999	2000	2001	2002	2003	2004	2005	2006	2007	2008	2009	2010	2011	2012	2013	2014	2015	2016	2017	2018	2019	2020
Net Income - Q1	-70	341	352	-266	-316	1.1	155	63	115	-262	-731	202	172	-187	-275	381	1002	206	180	2678	3296	
Net Income - Q2	40	161	-88	-30	-619	-28	118	193	-52	-777	-814	379	75	-282	-284	741	935	-96	894	3311	1619	
Net Income - Q3	-42	275	-313	-24	-215	90.9	-128	88	-225	-236	-334	960	77	-320	43	806	491	-215	1647	3823	840	
Net Income - Q4	-20	727	-576	-587	-123	93.5	43	64	-158	-344	-114	359	-134	-242	1710	1151	471	-170	2369	4326	561	

Micron Technology



	1999	2000	2001	2002	2003	2004	2005	2006	2007	2008	2009	2010	2011	2012	2013	2014	2015	2016	2017	2018	2019	2020
■ Shr Earnings - Q1	-0.1	0.6	0.58	-0.4	-0.5	0	0.23	0.09	0.15	-0.3	-0.9	0.23	0.15	-0.2	-0.3	0.34	0.84	0.19	0.16	2.19	2.81	
■ Shr Earnings - Q2	0.04	0.29	-0.2	-0.1	-1	-0.1	0.17	0.27	-0.1	-1.1	-1	0.39	0.07	-0.3	-0.3	0.69	0.78	-0.1	0.77	2.67	1.42	
■ Shr Earnings - Q3	-0.1	0.47	-0.5	-4	-0.4	0.13	-0.2	0.12	-0.3	0.3	-0.4	0.92	0.07	-0.3	0.04	0.76	0.42	-0.2	1.4	3.1	0.74	
■ Shr Earnings - Q4	-0	1.2	0.96	-1	-0.2	0.14	0.07	0.08	-0.2	-0.5	-0.1	0.32	-0.1	-0.2	1.51	1.08	0.42	-0.2	1.99	3.56	0.49	