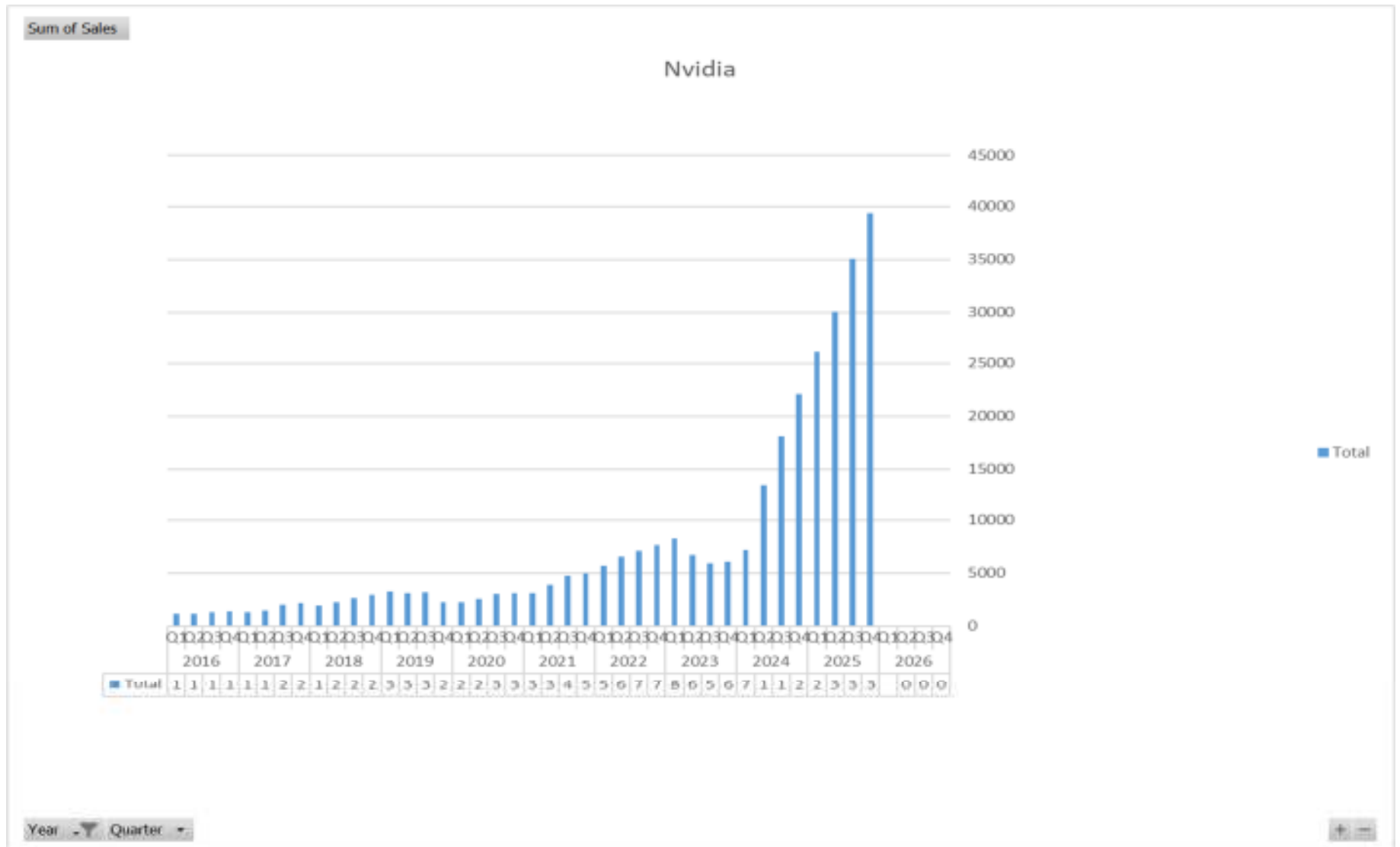
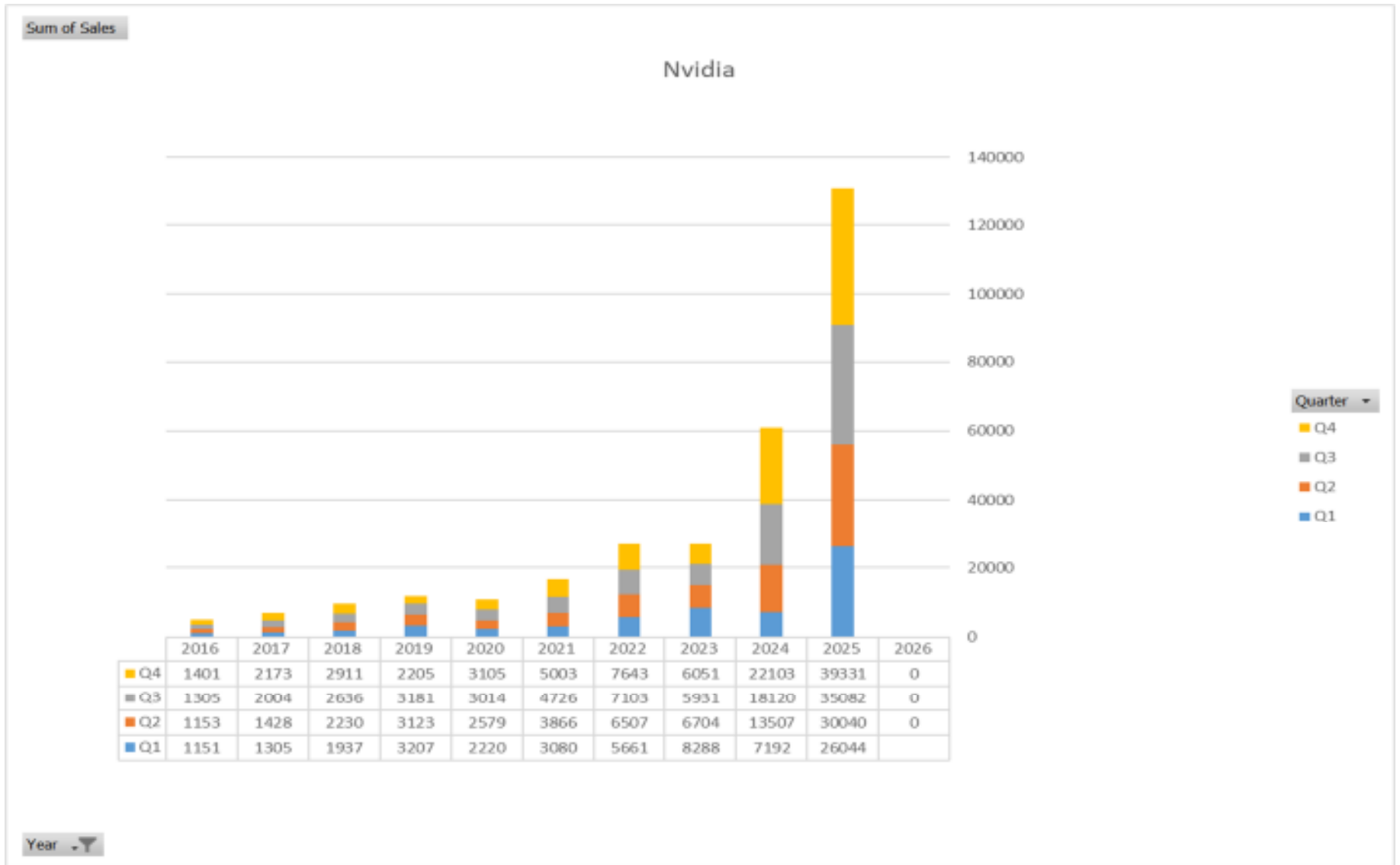


Sales quarter by quarter from 2016 forward. This is their historical growth. This is why there has been so much excitement.



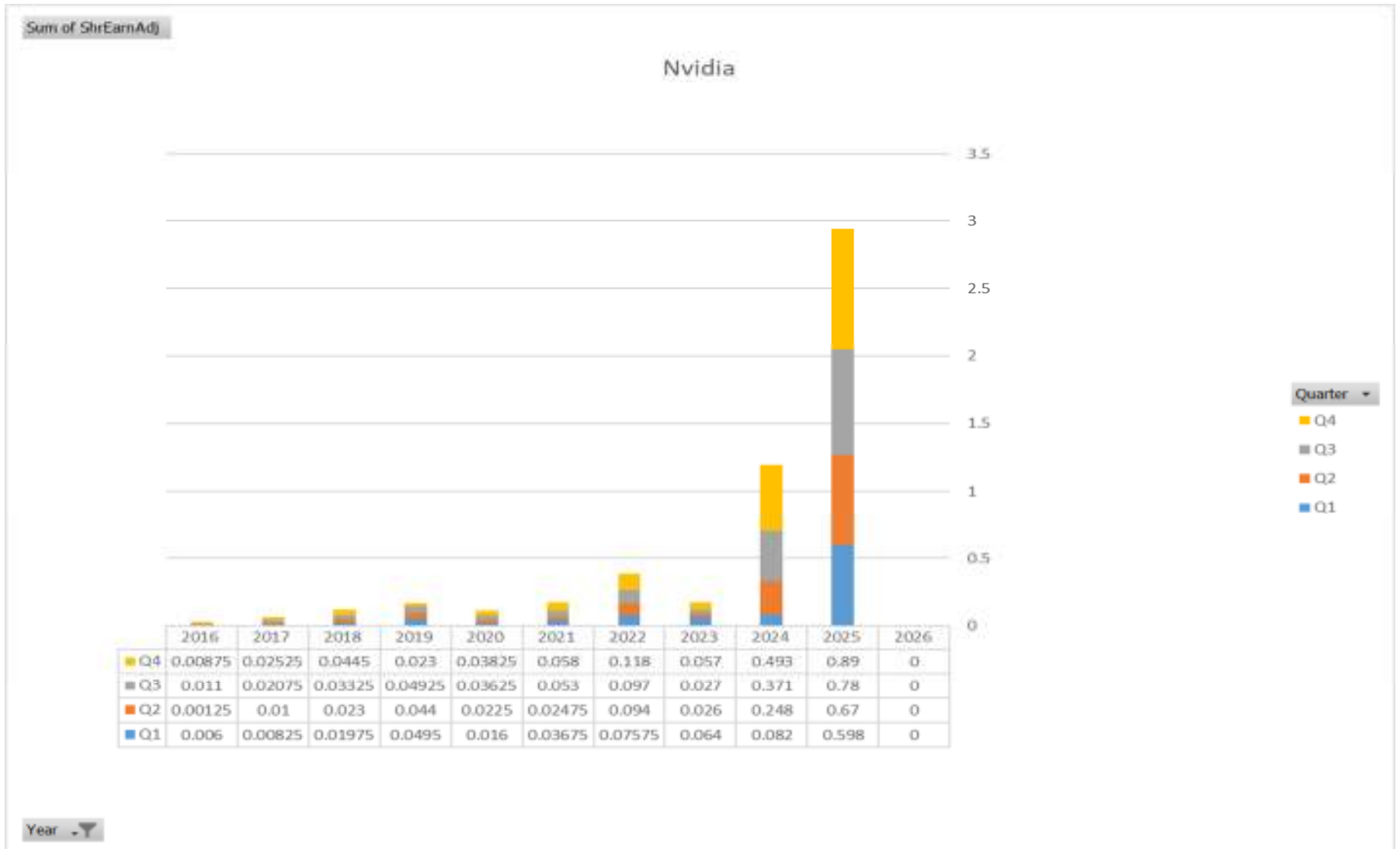
This is sales year by year. The huge growth for the last two years is clear.



This is the sales numbers supporting the previous pages' charts.

| Sum of Sales | | Quarter <input type="button" value="v"/> | | | | |
|--------------|----------------------------------|--|------------|------------|------------|-------------|
| Year | <input type="button" value="v"/> | Q1 | Q2 | Q3 | Q4 | Grand Total |
| 2016 | | 1,151.000 | 1,153.000 | 1,305.000 | 1,401.000 | 5,010.000 |
| 2017 | | 1,305.000 | 1,428.000 | 2,004.000 | 2,173.000 | 6,910.000 |
| 2018 | | 1,937.000 | 2,230.000 | 2,636.000 | 2,911.000 | 9,714.000 |
| 2019 | | 3,207.000 | 3,123.000 | 3,181.000 | 2,205.000 | 11,716.000 |
| 2020 | | 2,220.000 | 2,579.000 | 3,014.000 | 3,105.000 | 10,918.000 |
| 2021 | | 3,080.000 | 3,866.000 | 4,726.000 | 5,003.000 | 16,675.000 |
| 2022 | | 5,661.000 | 6,507.000 | 7,103.000 | 7,643.000 | 26,914.000 |
| 2023 | | 8,288.000 | 6,704.000 | 5,931.000 | 6,051.000 | 26,974.000 |
| 2024 | | 7,192.000 | 13,507.000 | 18,120.000 | 22,103.000 | 60,922.000 |
| 2025 | | 26,044.000 | 30,040.000 | 35,082.000 | 39,331.000 | 130,497.000 |
| 2026 | | | - | - | - | - |
| | | | | | | |

Here is the earnings per share. You can easily see that the growth is fantastic



Here are the earnings per share (adjusted for historical splits) that support the previous page's chart.

| Sum of ShrEarnAdj | | Quarter | | | | |
|-------------------|--|---------|-------|-------|-------|-------------|
| Year | | Q1 | Q2 | Q3 | Q4 | Grand Total |
| 2016 | | 0.006 | 0.001 | 0.011 | 0.009 | 0.027 |
| 2017 | | 0.008 | 0.010 | 0.021 | 0.025 | 0.064 |
| 2018 | | 0.020 | 0.023 | 0.033 | 0.045 | 0.121 |
| 2019 | | 0.050 | 0.044 | 0.049 | 0.023 | 0.166 |
| 2020 | | 0.016 | 0.023 | 0.036 | 0.038 | 0.113 |
| 2021 | | 0.037 | 0.025 | 0.053 | 0.058 | 0.173 |
| 2022 | | 0.076 | 0.094 | 0.097 | 0.118 | 0.385 |
| 2023 | | 0.064 | 0.026 | 0.027 | 0.057 | 0.174 |
| 2024 | | 0.082 | 0.248 | 0.371 | 0.493 | 1.194 |
| 2025 | | 0.598 | 0.670 | 0.780 | 0.890 | 2.938 |
| 2026 | | - | - | - | - | - |
| | | | | | | |